


T t






İçinde "t" sesi olan varlıkları işaretleyelim.



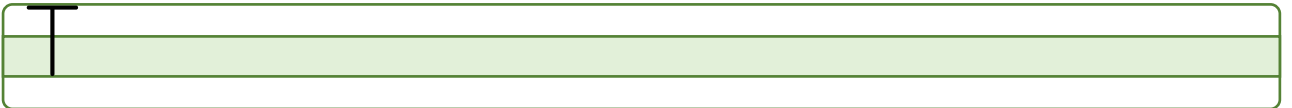
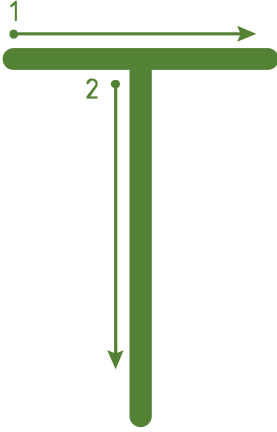


'T' sesi nerede? Uygun şekli boyayalım.





'T' harfini yazılış yönüne dikkat ederek yazalım.

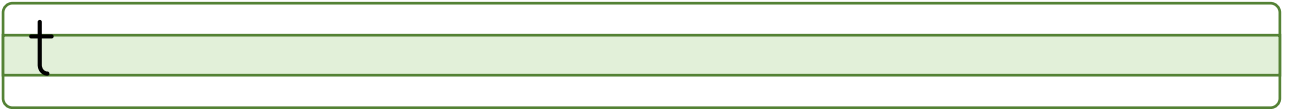
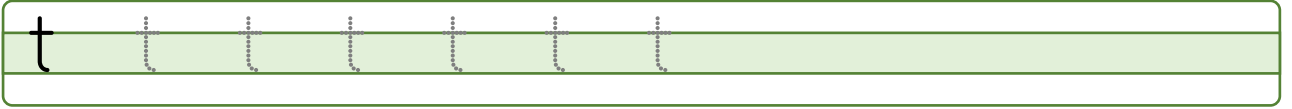
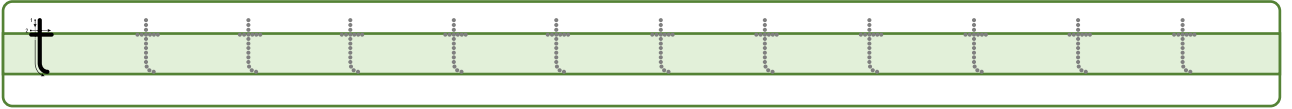




't' harfini yazılış yönüne dikkat ederek yazalım.

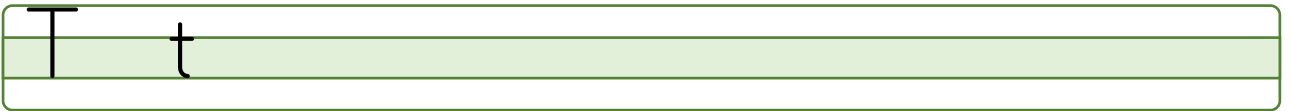
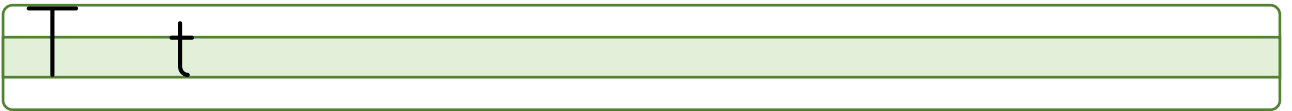
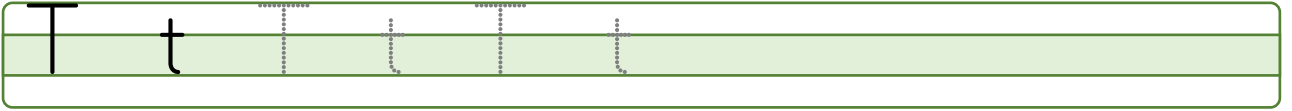
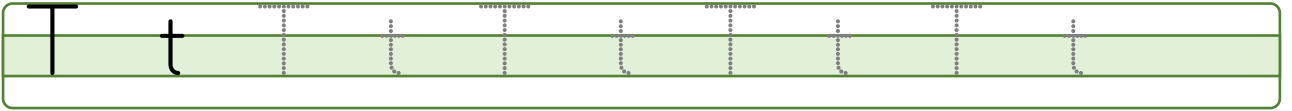
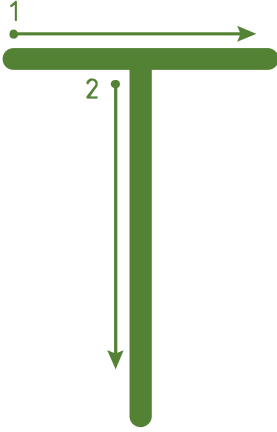


moo.likart® yil bantlab





Harfleri yazılış yönüne dikkat ederek yazalım.



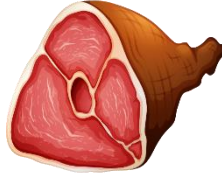


Hece ve kelimeleri okuyup yazalım.

e

t

et



et et et et

et

et

a

t

at



at at at at

at

at

i

t

it



it it it it it

it

it

o

t

ot



ot ot ot ot

ot

ot



Hece ve kelimeleri okuyup yazalım.

to

ka

toka



toka


toka

toka

ku

tu

kutu



kutu

kutu

kutu

til

ki

tilki



tilki

tilki

tilki

kol

tuk

koltuk



koltuk

koltuk

koltuk



Cümleyi okuyup yazalım.

Mete

kilitle.

Mete kilitle.

Mete kilitle.

Mete kilitle.

Mete kilitle.



Metni her okuyuşumuzda bir tokayı boyayalım. Daha sonra metni yazalım.

Toka



Umut kalk.



Eline kutu al.



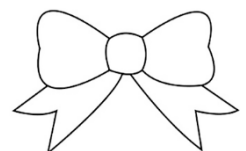


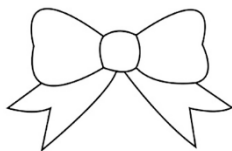
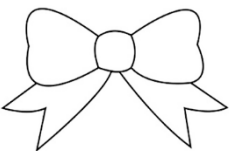
On iki toka al.



Toka kutula.



İki kutu toka.





Karesel okuma metnini bol bol okuyalım.

At.

Umut at.

Umut takla at.

Umut iki takla at.

Umut on iki takla at.

Umut iki takla at.

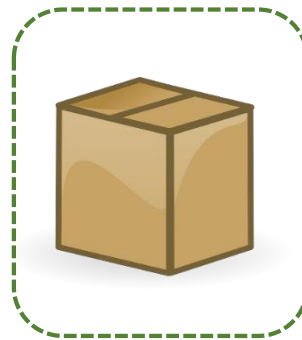
Umut takla at.

Umut at.

At.




Görsellerdeki varlıkların isimlerini yazalım.






Verilen kelimeleri bulmacada bularak örnekteki gibi boyayalım.



T	E	T	E	K	A	K	İ
E	N	O	M	K	E	T	E
K	T	U	N	A	T	K	N
E	T	O	K	A	E	İ	O
T	İ	L	K	İ	L	L	K
K	O	L	T	U	K	İ	T
U	T	E	L	A	K	T	A



Görselleri ok çizerek uygun kelimelerle eşleştirelim.



kot

nokta

etek

koltuk



Kelimeleri karışık olarak verilen cümleleri kurallı cümle olarak örnekteki gibi yazalım.

Kenan - at. - takla

Kenan takla at.

Umut - tak. - toka

kilit - Okan - iki - al.

oku. - Talat - tek - tek



Hecelerin üzerinden geçerek çalışmayı tamamlayalım.

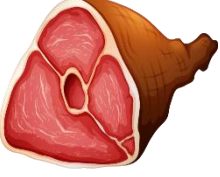
et at it ot ut te ta ti to

tel tak tim ton tut ten tam

tik tok tun tek tat tin tom



Soruları okuyarak cevaplarını verilen alana örnekteki gibi yazalım.



Et mi, tel mi?

et



Elek mi, etek mi?



Kutu mu, koku mu?



Tilki mi, kilit mi?



Kol mu, kot mu?



Tel mi, tilki mi?







Kolluk mu, koltuk mu?





İçinde 9 tane varlık olan kutucukları işaretleyelim..



'9' rakamını yazılış yönüne dikkat ederek yazalım.



DİK TEMEL HARF GRUPLARI

Gruplar	Küçük Harf	Büyük Harf
1.Grup	e, l, a, k, i, n	E, L, A, K, İ, N
2.Grup	o, m, u, t, ü, y	O, M, U, T, Ü, Y
3.Grup	ö, r, ı, d, s, b	Ö, R, I, D, S, B
4.Grup	z, ç, g, ş, c, p	Z, Ç, G, Ş, C, P
5.Grup	h, v, ğ, f, j	H, V, Ğ, F, J

Görüş ve önerileriniz için Telegram kanalımızdan bize ulaşabilirsiniz.

Faydalı olması dileğiyle güle güle kullanın...



 **HASAN YILDIRIM** 