


L l



Lale



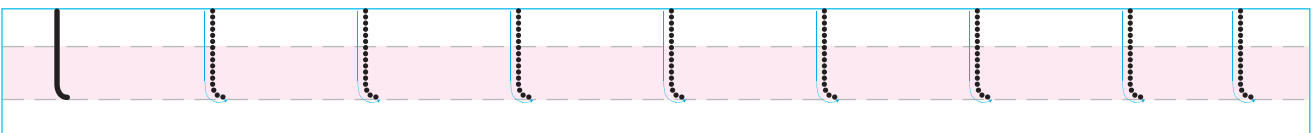
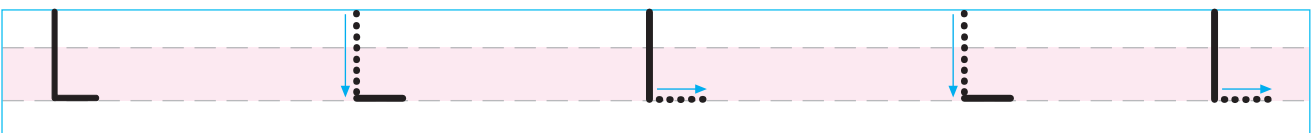
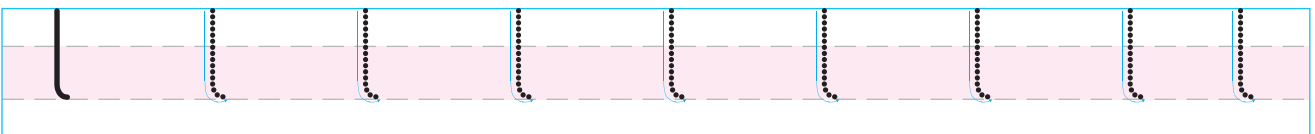
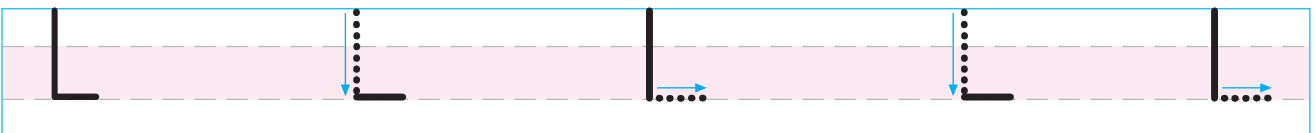
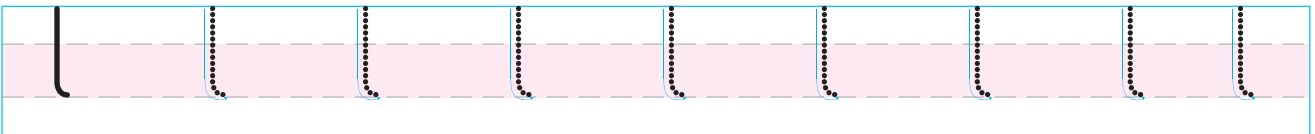
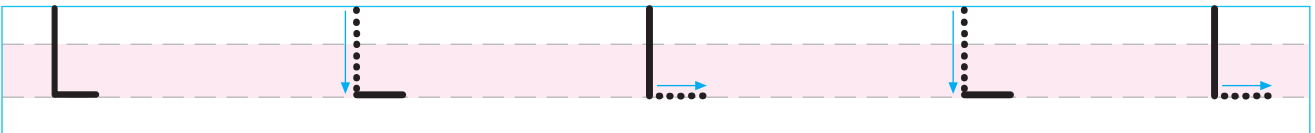
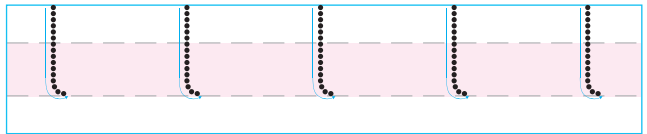
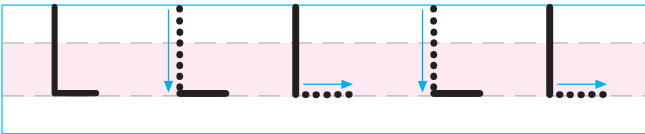
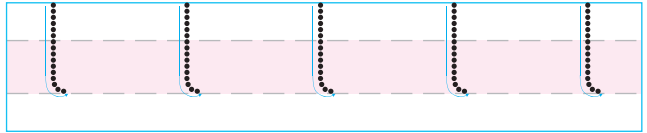
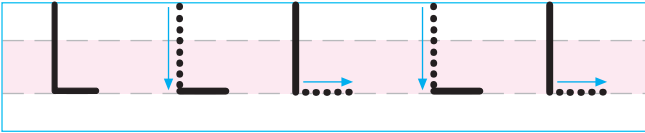
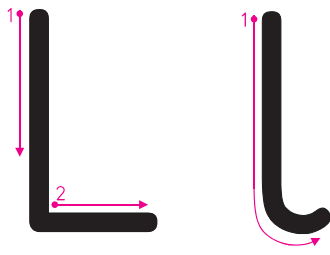
Levent

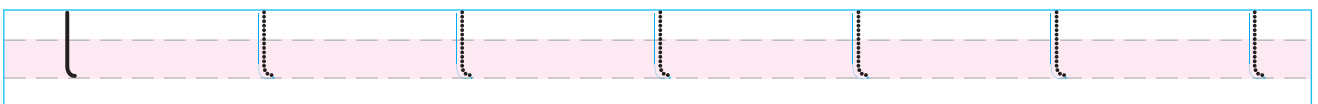
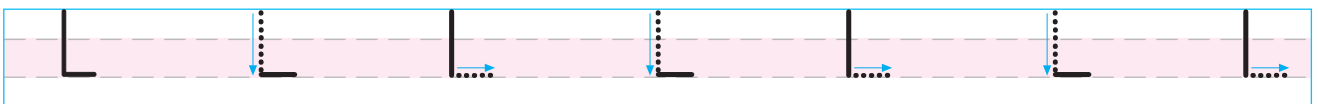
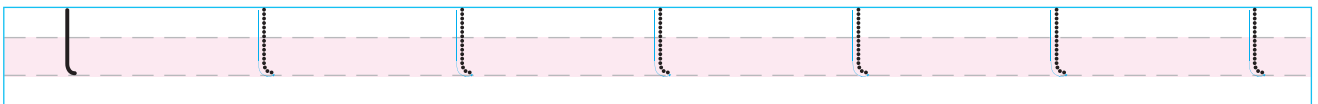
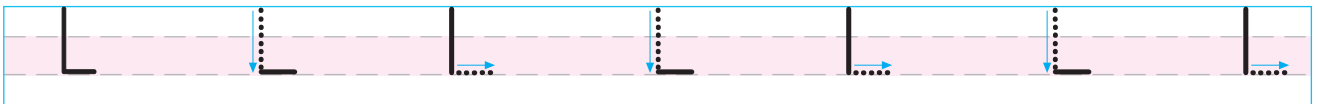
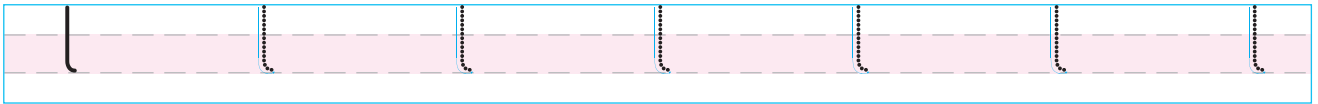
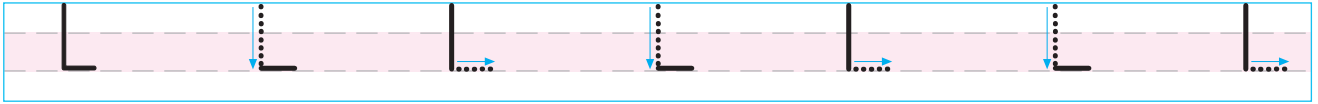
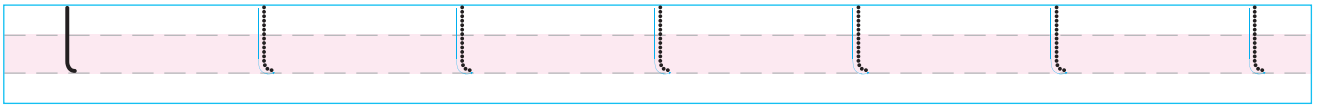
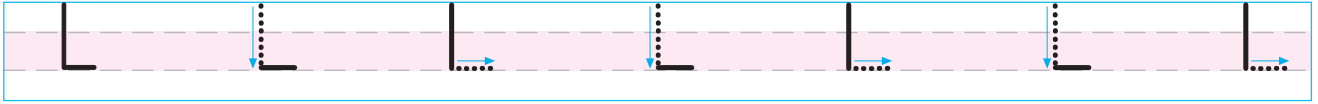
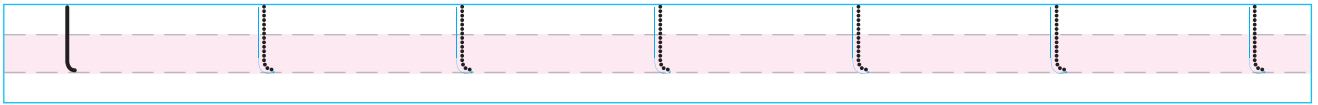
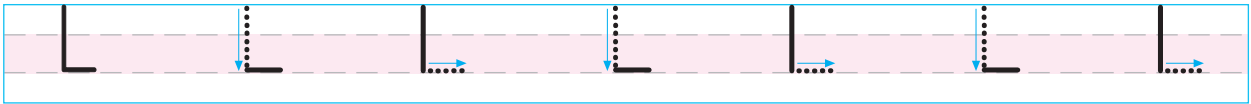







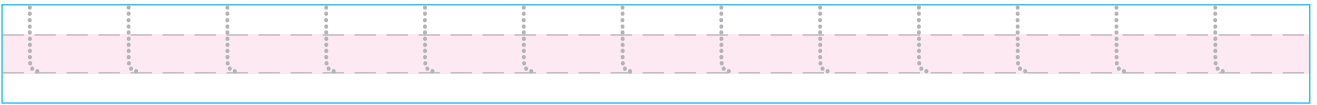
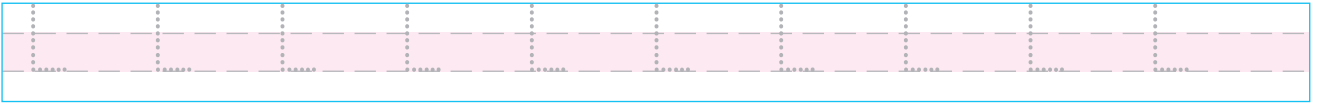
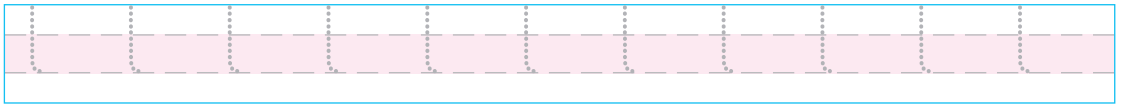
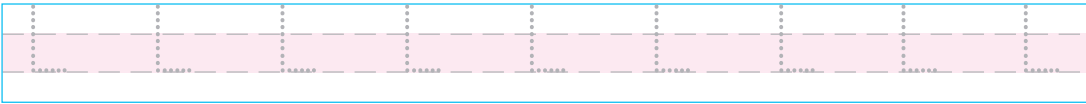
el








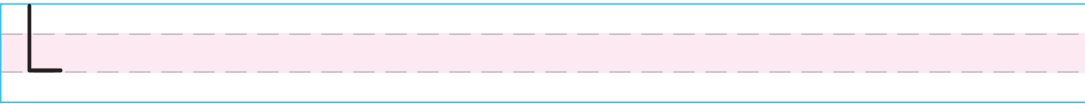


lamba













✨ İsminde l sesi olan eşyaları işaretleyiniz.



e l → el el el el el



el el el el el el el el

el

el

el

el

l e → le le le le le le

le

le

le

le

e le → ele ele ele ele

ele

el ele

el ele

el ele

el ele

e e e el

e e e el

el el el

el el el

ele ele

ele ele

el ele

el ele

el ele

el ele





el

le



elle elle elle elle

elle elle elle elle elle elle

elle elle elle elle elle elle

elle

elle

elle

elle

elle

elle

elle

elle

elle

elle

elle

elle

elle

elle elle elle

elle elle elle

elle

elle

el ele

el ele

el ele el ele

el ele el ele

el ele

Ela, Lale el ele.

Ela, Lale el ele Ela, Lale el ele.

Ela, Lale el ele Ela, Lale el ele.

Blank handwriting practice line.

Blank handwriting practice line.

El el el

El el el

Le le le

Le le le

El ele

El ele

El ele el ele

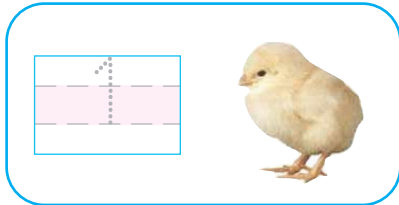
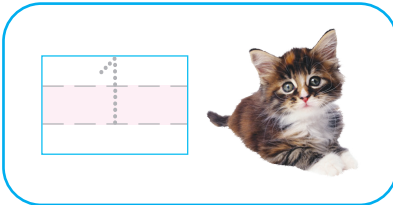

El ele el ele

El el el

El el el

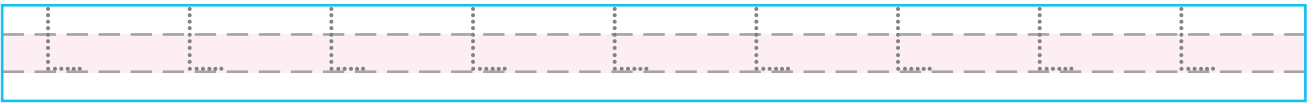
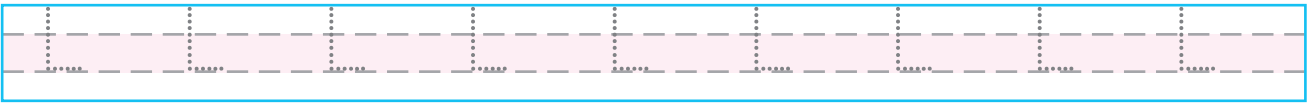
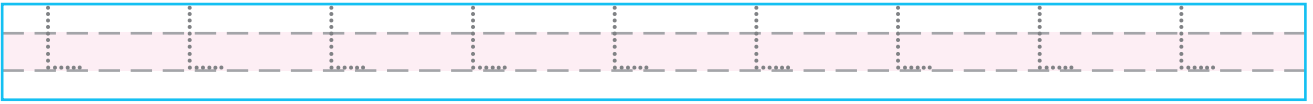
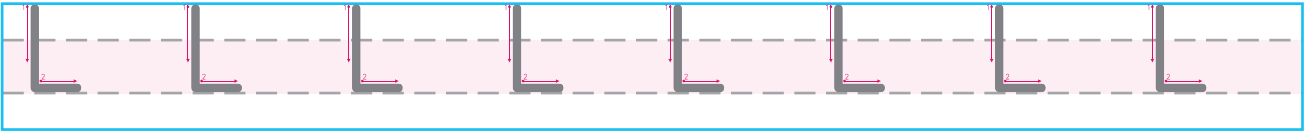
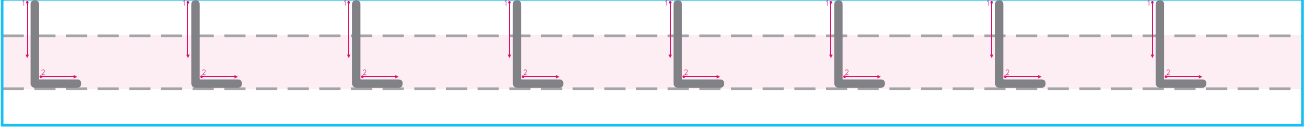
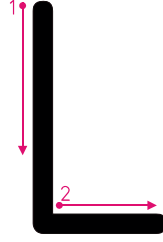
El ele

El ele



1 1 1 1

# YAZINIZ



Değerlendirme: Geliştirilmeli 😞 İyi 😊 Çok iyi 😄 Velinin imzası: .....



# OKUYUNUZ - YAZINIZ

L L L L L L L

L

t t t t t t t t t

t

el el el el el el el el el el

el 

el

te te te te te te te te te te

te

te

ele ele ele ele ele ele ele

ele

ele

Değerlendirme: Geliştirilmeli 😞 İyi 😊 Çok iyi 😄 Velinin imzası: .....

## OKUYUNUZ - YAZINIZ

elle elle elle elle elle elle

elle elle elle elle elle elle

elle

elle

elle

elle

elle

lel lel lel lel lel lel lel lel

lel

lel

lel

lel

lel

Değerlendirme: Geliştirilmeli 😞 İyi 😊 Çok iyi 😄 Velinin imzası: .....

# OKUYUNUZ - YAZINIZ

E e e e e

El el el el el

Ele el ele ele

Le le le le

El ele el ele



E e e e e

El el el el el

Ele el ele ele

Le le le le

El ele el ele

Blank handwriting practice line

Blank handwriting practice line

Blank handwriting practice line

Blank handwriting practice line

Değerlendirme:

Geliştirilmeli 😞


İyi 😊

Çok iyi 😄

Velinin imzası: .....



# OKUYUNUZ - YAZINIZ



El el el el el

El el el el el

El le le le le

El le le le le

Ele ele ele ele

Ele ele ele ele

Elle elle elle elle

Elle elle elle elle

El ele el ele

El ele el ele

Blank handwriting practice line with a dashed midline.

Blank handwriting practice line with a dashed midline.

Blank handwriting practice line with a dashed midline.

Blank handwriting practice line with a dashed midline.

Değerlendirme:

Geliştirilmeli 😞

İyi 😊

Çok iyi 😄

Velinin imzası: .....

# OKUYUNUZ - YAZINIZ



EL ELE

EL ELE

El ele

El ele

El ele

El ele

El el el

El el el

Ele ele

Ele ele

El ele

El ele

Değerlendirme:

Geliştirilmeli



İyi



Çok iyi



Velinin imzası: .....

## EŐİNİ BULALIM

1. Ayakkabıları eŐleriyle rnekteki gibi eŐleŐtiriniz.



2. EŐ olan orapları ok ile eŐleŐtiriniz.



3. EŐ olan ayıcıkları aynı renge boyayınız.





## AĞIR - HAFİF

✓ Aşağıda nesnelere ağırdan hafife numaralanmıştır.

Örnek:



1



3



2

En ağır televizyondur. En hafif cep telefonudur.

1 Nesnelere ağırdan hafife doğru numaralandırınız.



2 En ağır olan nesneyi X ile işaretleyiniz.



3 En hafif olan nesneyi X ile işaretleyiniz.



4 Nesnelere hafiften ağıra doğru numaralandırınız.

