







Kesirler (Bütün/Yarım - 2)

1. Aşağıda yarım olarak verilmiş şekilleri bütüne tamamlayan şekil ile eşleştirelim.

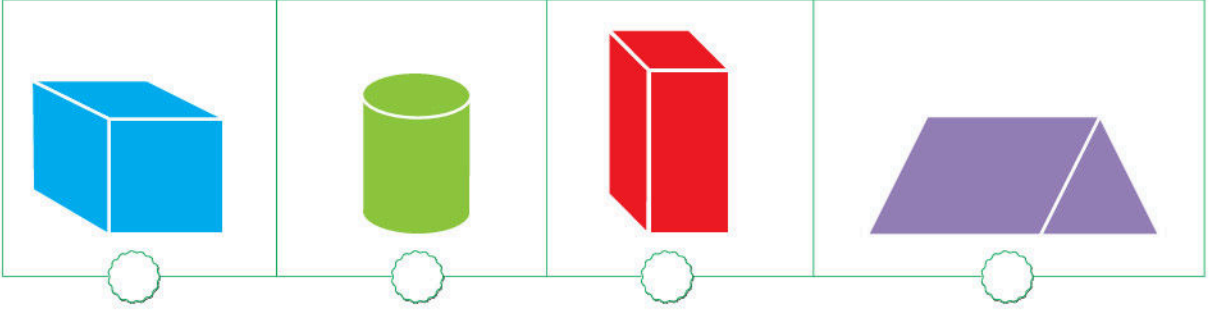


2. Aşağıda bütün olarak verilmiş meyveleri yarımalarının olduğu kutularla eşleştirelim.

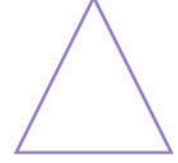



Cisimleri Özelliklerine Göre Sınıflandıralım

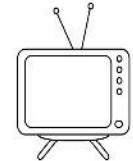
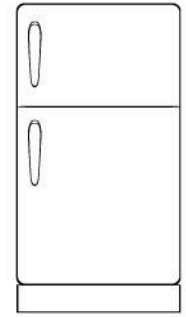
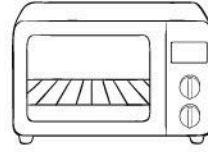
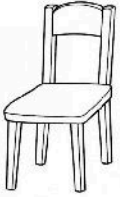


1. Aşağıdaki geometrik cisimleri benzedikleri nesnelere eşleştirelim.



2. Aşağıdaki şekiller hangi cisimlerin düz yüzü olabilir?
Eşleştirelim.



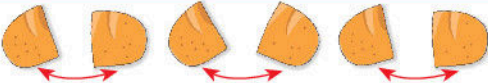




3. Düz yüzleri aşağıdaki şekillere benzeyen nesnelere, şekillerle aynı renge boyayalım.



4. Aşağıda bütün olarak verilen ekmekleri iki eş parçaya bölerek yarımalarını çizelim. Noktalı yerleri uygun ifadelerle dolduralım.

 1 bütün ekmek	=	 2 yarım ekmek eder.
	=
	=
	=

5. Aşağıda yarım olarak verilen ekmekleri birleştirerek bütünlerini çizelim. Noktalı yerleri uygun ifadelerle dolduralım.

 6 yarım ekmek	=	 3 bütün ekmek eder.
	=
	=
	=